

- COORDINATE SERVICE ENTRANCE SECTION, TRANSFORMER, PRIMARY SERVICE, SECONDARY SERVICE, AND SWITCHING CABINET OR POWER POLE LOCATIONS WITH SERVING UTILITY COMPANY AND COMPLY AS REQUIRED.
- CONTRACTOR TO BE RESPONSIBLE FOR COORDINATING AND PROVIDING REQUIRED WORK FOR SUPPLYING ELECTRICAL POWER AND TELEPHONE UTILITIES TO THE BUILDING.
- CONTRACTOR SHALL HAVE ALL EXISTING UNDERGROUND UTILITIES LOCATED PRIOR TO TRENCHING. ALL UNDERGROUND UTILITIES DAMAGED DURING TRENCHING SHALL BE REPAIRED TO THE SATISFACTION OF INVOLVED UTILITY AT CONTRACTOR'S EXPENSE.
- MINIMUM CONDUCTOR SIZE THIS SHEET TO BE #10 CU, 1" CONDUIT.

SITE PLAN GENERAL NOTES

2

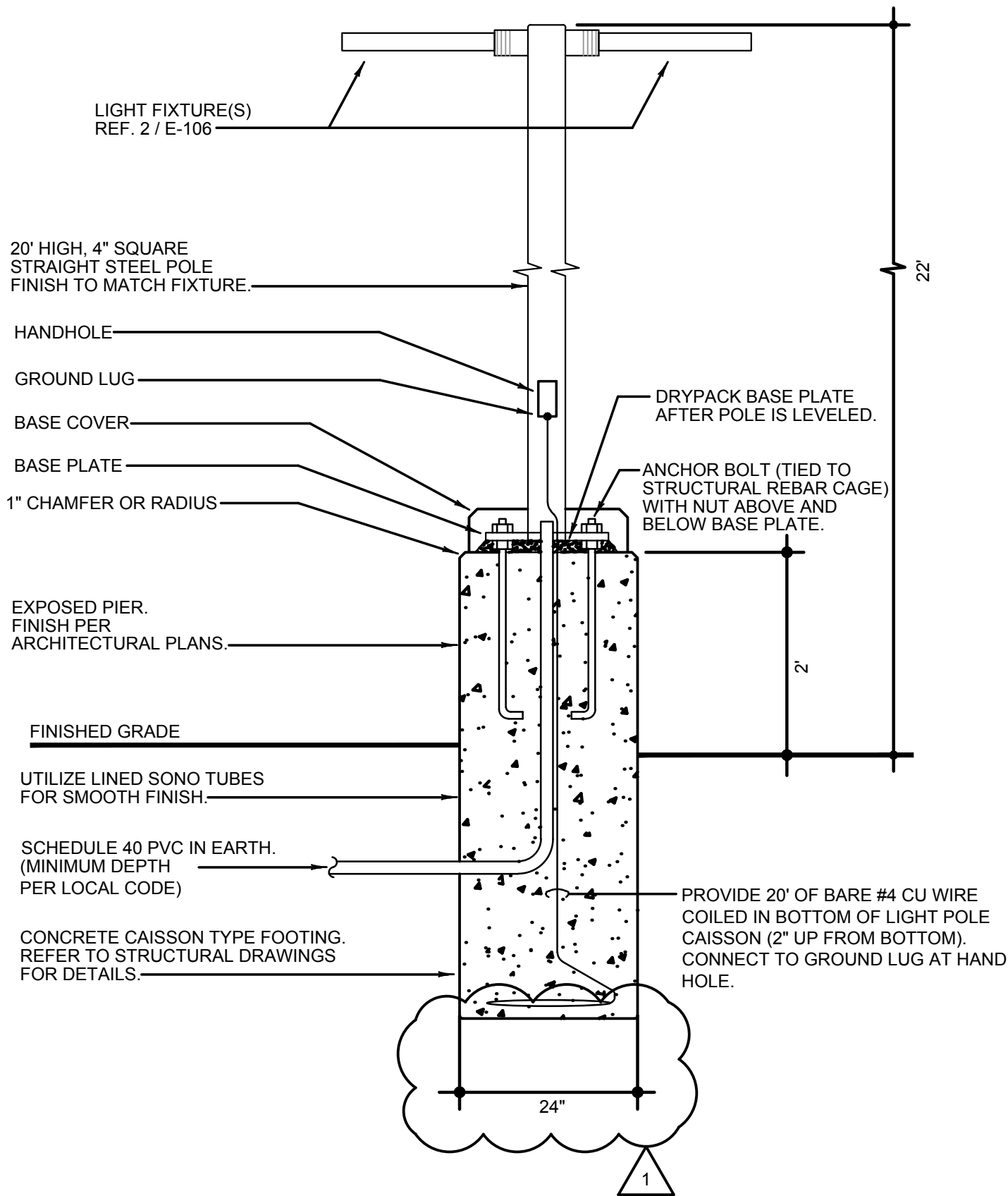
E-105

1. FEED THROUGH LIGHTING CONTACTOR. REF: 11/E400.
2. STUB UP LOCATION FOR (3) 3/4" CONDUITS & PULL STRINGS, TO ENTER BUILDING & UP TO 6" ABOVE CEILING. REFER TO SHEET 11/E401.
3. STUB-UP LOCATION FOR MENU BOARD. SIGN DISCONNECT PROVIDED BY SIGN CONTRACTOR. COORDINATE PRECISE LOCATION WITH ARCHITECT / OWNER.
4. DRIVE-THRU SENSOR LOOP. COORDINATE LOCATION. REFER TO DETAIL 1 / E401.
5. STUB-UP FOR DRIVE-THRU ORDER CONFIRMATION MONITOR. COORDINATE LOCATION WITH ARCHITECT / OWNER.
6. STUB UP LOCATION FOR PYLON SIGN OR MONUMENT SIGN. ELECTRICAL CONTRACTOR TO PROVIDE NON-FUSED DISCONNECT AT BASE OF SIGN. COORDINATE EXACT LOCATION WITH ARCHITECT/OWNER. CONNECT TO EXTERIOR BUILDING SIGN TIMER CONTROL. REFERENCE 11/E400.
7. SEE POLE MOUNTING DETAIL, REFER TO 4/E105.
8. CABLE PULL BOX; REFERENCE 1/E100. INSTALL MINIMUM 3' FROM SIDEWALK. DO NOT INSTALL IN SIDEWALK CONCRETE.
9. REF: 1/E400 FOR SES GROUNDING DETAIL.

SITE PLAN KEYED NOTES

3

E-105



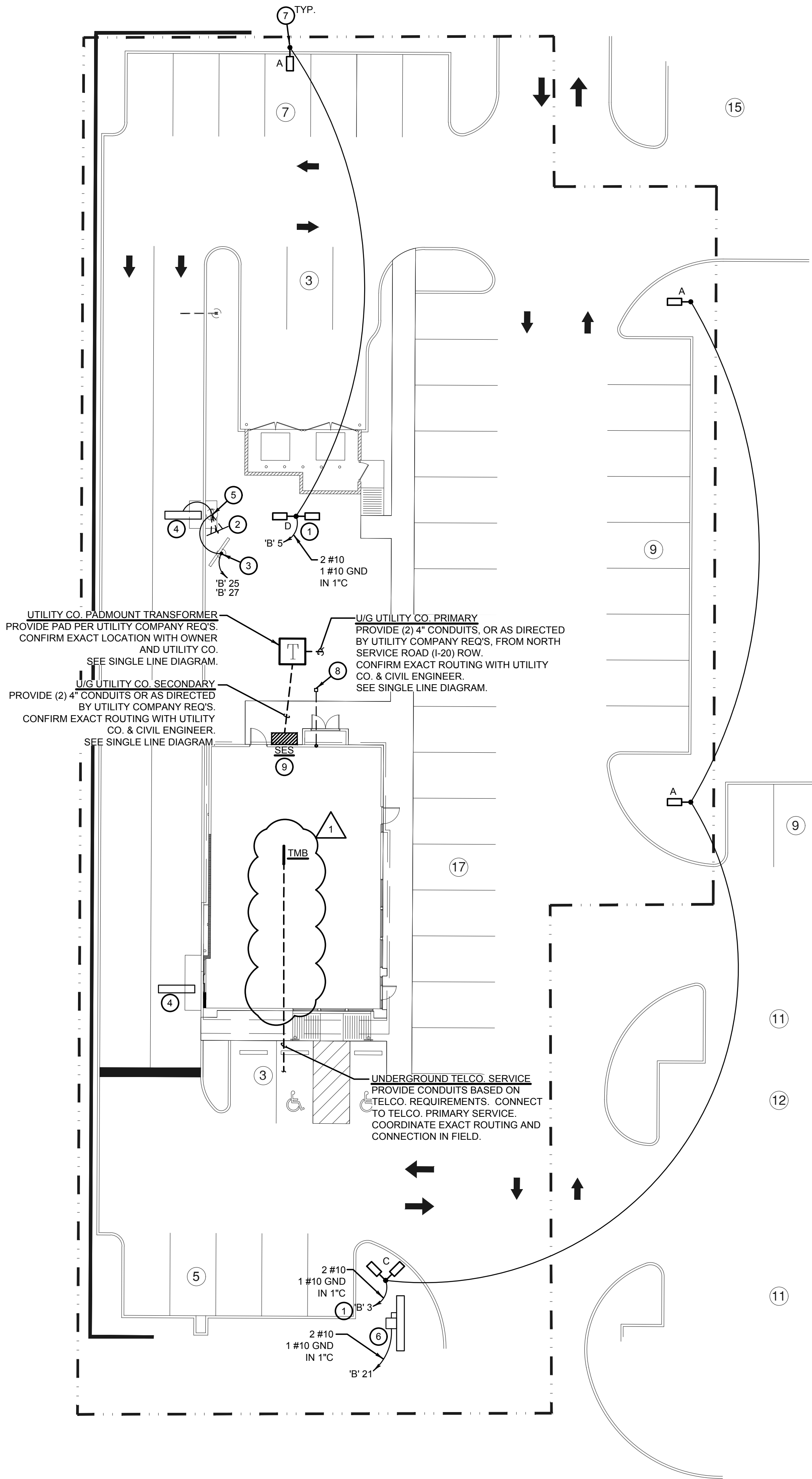
NOTE: THIS DETAIL IS FOR ELECTRICAL INSTALLATION ONLY. REFER TO STRUCTURAL DRAWINGS FOR MORE INFORMATION.

POLE MOUNTING DETAILS

4

E-105

NO SCALE



SITE & EXTERIOR LIGHTING PLAN

1

E-105

1" = 16'-0"



PANDA EXPRESS, INC.
1683 Walnut Grove Ave.
Rosemead, California
91770
Telephone: 626.799.9898
Facsimile: 626.372.8288

All ideas, designs, arrangement and plans indicated or represented by this drawing are the property of Panda Express Inc. and were created for use on this specific project. None of these ideas, designs, arrangements or plans may be used by or disclosed to any person, firm, or corporation without the written permission of Panda Express Inc.

REVISIONS:


CIVIL REVISION	LDH	12-16-2021
Δ	DRIVE THRU UPDATE	01-14-2022

ISSUE DATE:

PERMIT/BID ISSUE	09-20-2021
------------------	------------

DRAWN BY:

PANDA PROJECT #: - S8-21-D8118
PANDA STORE #: - D8118
ARCH PROJECT #: - 20185



PANDA EXPRESS

TRUE WARM & WELCOME
911 N. SERVICE RD.
RUSTON, LA 71270

E-105

SITE & EXTERIOR LIGHTING PLAN

TRUE WARM & WELCOME 2300 R5

PERMIT/BID SET