

CROSSING THE JORDAN

5+ LESSON PACK



MESSIANIC VERSION

TRUEWAY KIDS.COM

Introduction

In this lesson, we will explore Joshua 3:1–4:24 and see God's power and faithfulness as shown in the crossing of the Jordan River.

Lesson Guide

Begin by asking your child, "Have you ever waited a long time for something really important?" Let them share their experiences. Explain that in today's story, the Israelites had waited 40 years to enter the Promised Land. They faced many challenges, but God was with them and helped them in miraculous ways.

Spend some time reflecting on the Israelites journey from slavery in Egypt to this point. Reflect and reinforce key events.

Read Joshua 3:1-17 together. Summarise that after 40 years in the wilderness, the Israelites were finally ready to enter the Promised Land. Now, they faced another barrier: the Jordan River at flood stage.

Explain that the Jordan River was at flood stage, meaning it was much wider and more dangerous to cross than usual. Show images of floods and fast flowing rivers. This made the situation seem impossible to the Israelites.

Talk about how sometimes, we encounter big challenges that seem impossible to overcome. Just like the Israelites, we might feel scared or unsure about what to do.

Here are three important teaching points to help them navigate these challenges:

Remember God's Past Faithfulness: Encourage your child to recall how God parted the Red Sea and guided the Israelites faithfully through the wilderness. Share stories from your own life or from the Bible where God has shown His faithfulness. Remind them that remembering how God has helped us and others in the past can give us confidence that He will help us again.

Trusting God and His Perfect Timing: Teach your child to trust that God knows the right time to help us. Explain that even though the Jordan River was at its most dangerous, God chose that moment to show His power. Help them understand that God's help comes at the right time and in the best way.

Obey God's Instructions: Highlight the importance of obedience by explaining how the Israelites had to step into the river in faith. Teach your child the importance following God's guidance, over circumstances.

Talk about how the waters did not part until the feet of the priests carrying the Ark of the Covenant touched the water. This teaches us that sometimes we need to take the first step in faith, even when we cannot see how things will work out.

Play a game of Follow the Leader. Everyone else must follow the leader exactly, just like the Israelites followed the priests carrying the Ark. After the game, explain that just like they followed the leader in the game, the Israelites had to follow the priests carrying the Ark of the Covenant. They had to trust and follow even when they didn't know what would happen next.


Talk about how The Ark symbolised the presence of the Lord. Having the priests carry the Ark in front of the people showed that God was leading them into the new land. Teach your child that just as the Israelites followed the Ark, we should follow God's presence in our lives. It's a reminder that God goes before us, leading us and preparing the way, even in challenging times.

Remembering God's Works: Talk about how after the crossing, Joshua continued to obey God's commands. He used twelve stones—gathered by one man from each tribe—from the dry riverbed to build a memorial. The memorial was to remind Israel of what God had done for them.

Gather twelve small stones or use paper cutouts. On each stone write something God has done that we should remember. Explain that just as Joshua built a memorial with twelve stones to remember what God had done for the Israelites, we are creating our own memorial to remember God's blessings.

Talk about ways we can remember God's faithfulness such as starting a prayer journal. You can also mention how they celebrated the Passover together (Joshua 5:10), connect to how we celebrate the Passover of the New Covenant together obeying Yeshua's command to 'Do this in remembrance of Me' (Luke 22:19).

CROSSING THE JORDAN



Joshua and the Israelites were camped at the bank of the Jordan River.

They had been traveling for a long, long time, and now they were finally ready to enter the Promised Land.

The river was flooded and flowing fast—it seemed like the worst time to cross.

Joshua looked out over the wide, rushing water of the Jordan River and wondered how they would get across.


They were so close, but the promised land seemed so far away.

But God gave Joshua special instructions.

Joshua called the priests who were carrying the Ark of the Covenant.

The Ark was a special box that reminded the Israelites of God's presence.

Joshua told the priests, "When you step into the river, the water will stop flowing, and we will be able to cross on dry ground."



The priests trusted God and obeyed Joshua.

They carried the Ark of the Covenant and stepped into the Jordan River.

As soon as their feet touched the water, something amazing happened!

The water stopped flowing, and the riverbed became dry.



All the Israelites crossed the river safely, following the priests who carried the Ark.

After everyone had crossed the river, God told Joshua to choose twelve men, one from each tribe, to gather twelve stones from the dry riverbed.

They carried the stones and built a monument.


Joshua said, "These stones will remind us of the miracle God did here today. Whenever we see this monument, we will remember how God stopped the river so we could cross safely."

And so, the Israelites entered the Promised Land, remembering God's power and faithfulness.



CROSSING OF THE JORDAN RIVER

© 2024 truewaykids.com




After everyone had crossed the river, God told Joshua to choose twelve men, one from each tribe, to gather twelve stones from the dry riverbed.

They carried the stones and built a monument.

Joshua said, "These stones will remind us of the miracle God did here today. Whenever we see this monument, we will remember how God stopped the river so we could cross safely."

And so, the Israelites entered the Promised Land, remembering God's power and faithfulness.



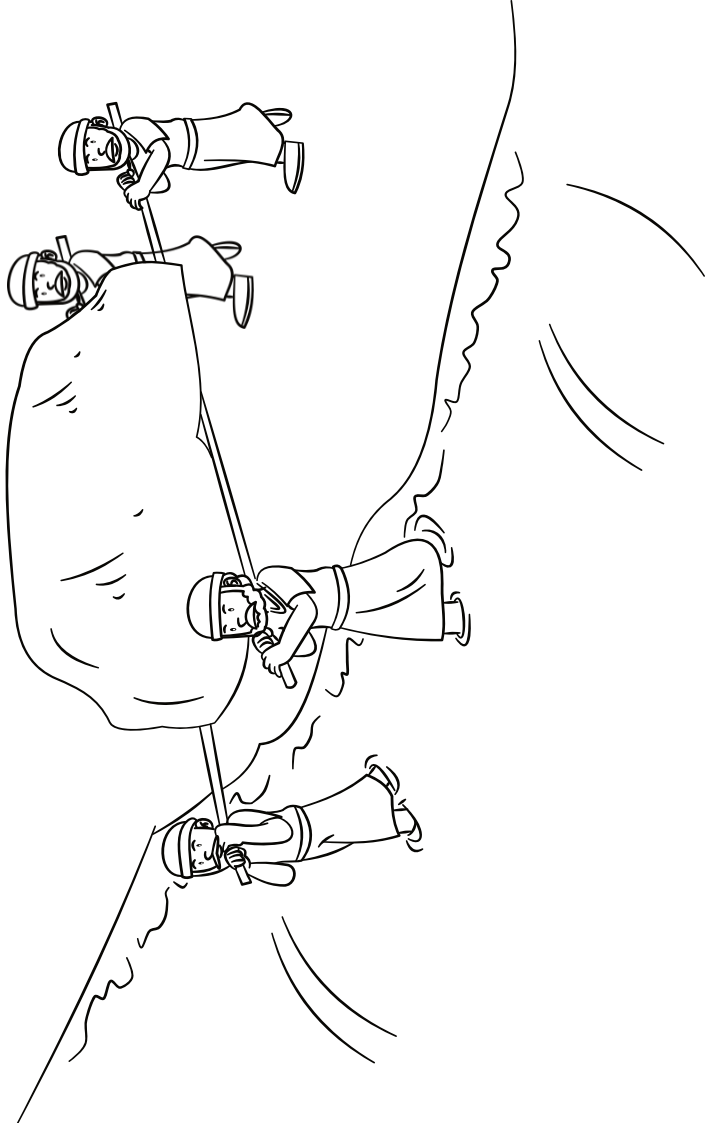
Joshua and the Israelites were camped at the bank of the Jordan River.

They had been traveling for a long, long time, and now they were finally ready to enter the Promised Land.

The river was flooded and flowing fast—it seemed like the worst time to cross.

Joshua looked out over the wide, rushing water of the Jordan River and wondered how they would get across.

They were so close, but the promised land seemed so far away.




But God gave Joshua special instructions.

Joshua called the priests who were carrying the Ark of the Covenant.

The Ark was a special box that reminded the Israelites of God's presence.

Joshua told the priests, "When you step into the river, the water will stop flowing, and we will be able to cross on dry ground."



The priests trusted God and obeyed Joshua.

They carried the Ark of the Covenant and stepped into the Jordan River.

As soon as their feet touched the water, something amazing happened!

The water stopped flowing, and the riverbed became dry.

All the Israelites crossed the river safely, following the priests who carried the Ark.


Games and Activities

Stone Stacking/Balancing

Gather a variety of small to medium-sized stones. Ensure they are different shapes and sizes.

Have the children take turns stacking the stones to create a tall tower without it falling over. Challenge them to see how high they can stack the stones.

Explain that just as the Israelites stacked stones to create a memorial, we can remember important things that God has done for us.



Crossing the River Relay

Create two lines on the ground (using tape or chalk) to represent the banks of the Jordan River. Place a series of paper "stepping stones" between the lines.

Divide the children into two teams. Each team member must step only on the paper stones to cross the river and come back. If they step off the stones, they must start over. The first team to have all members cross and return wins.

Talk about how the Israelites had to carefully follow God's instructions to cross the river. Relate this to how we should follow God's guidance in our lives.

Stone Memory Game









Create a set of paper stones. On each stone, draw or paste an image of a different Bible story. Make pairs for each story.

Lay the paper stones face down in a grid. Each child takes turns flipping over two stones, trying to find matching Bible story pairs. If a match is found, they keep the pair and take another turn. If not, they flip the stones back over. Continue until all pairs are matched.

Explain how the Israelites used stones to remember God's faithfulness.



Print 2 copies and glue onto story images



Print 2 copies and glue onto rocks



Find each word in the word search. These words are things that can stop us from following God's plan.

Find the gap to create a path from one side of the puzzle to the other.



W	N	Y	D	I	S	O	B	E	D	I	E	N	C	E	Z	V	L	K
O	R	K	V	X	S	S	E	N	I	Z	A	L	D	X	L	N	M	H
R	A	B	Y	T	A	T	E	M	M	H	Y	L	T	M	K	X	Q	D
R	E	L	C	L	B	N	G	D	B	U	L	L	Y	I	N	G	C	E
Y	F	Y	I	U	K	N	G	N	I	G	O	S	S	I	P	L	R	E
R	G	E	O	W	I	K	M	E	R	R	W	Z	Z	Y	W	L	J	R
H	S	D	F	S	F	N	M	M	R	L	P	F	K	L	T	M	L	G

ANGER

DOUBT

GREED

PRIDE

BULLYING

FEAR

LAZINESS

SIN

DISOBEDIENCE


GOSSIP

LIES

WORRY

True or False

	TRUE	FALSE
The Israelites crossed the Jordan River to enter the Promised Land.		
The Israelites used stepping stones to cross the river.		
Moses led the Israelites across the Jordan River.		
The priests carried the Ark of the Covenant into the Jordan River.		
The water of the Jordan River stopped flowing when the priests stepped into it.		
Joshua was the leader of the Israelites when they crossed the Jordan River.		
It was originally God's plan for the Israelites to wander in the wilderness for 40 years.		
Joshua told the people to pick ten stones from the river to build a memorial.		
The twelve stones were a reminder of the miracle God did at the Red Sea.		
The Jordan River was at flood stage when the Israelites crossed it.		



Famous Rivers of the World

Draw a line to connect each river to the country where it is located

Nile River	China
Amazon River	Egypt
Mississippi River	India
Yangtze River	United States
Ganges River	Brazil


Quiz

1. Which is the longest river in the world?
2. Which river is famous for flowing through a rainforest?
3. Which river is considered sacred by many people in India?
4. Which river was baby Moses placed in?
5. Which river did the Israelites cross into the promised land?

Find 10 differences



Sliding Crossing the Jordan




What you need:

Template pages
Colouring equipment
Scissors


What to do:



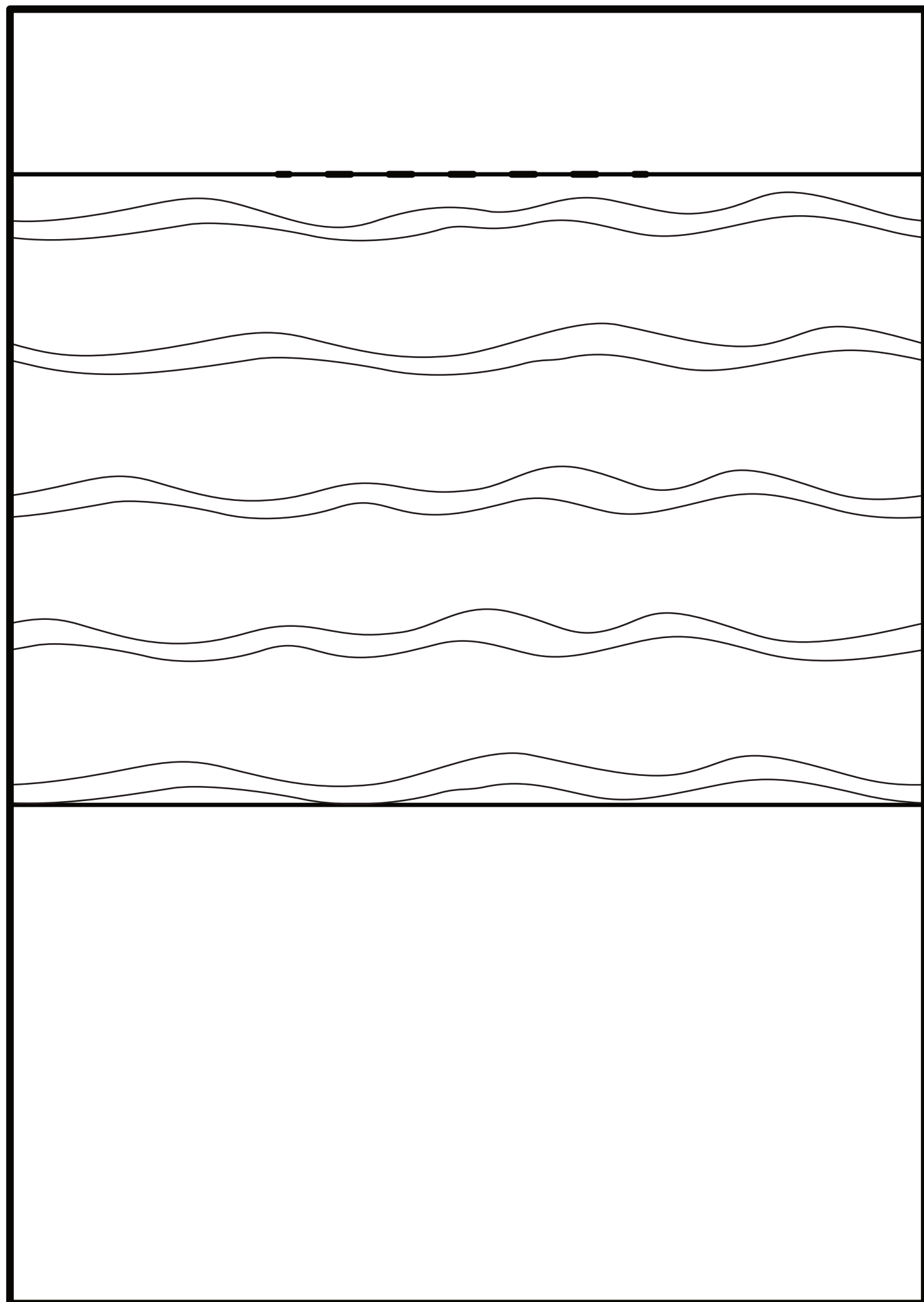
Colour the template pages.

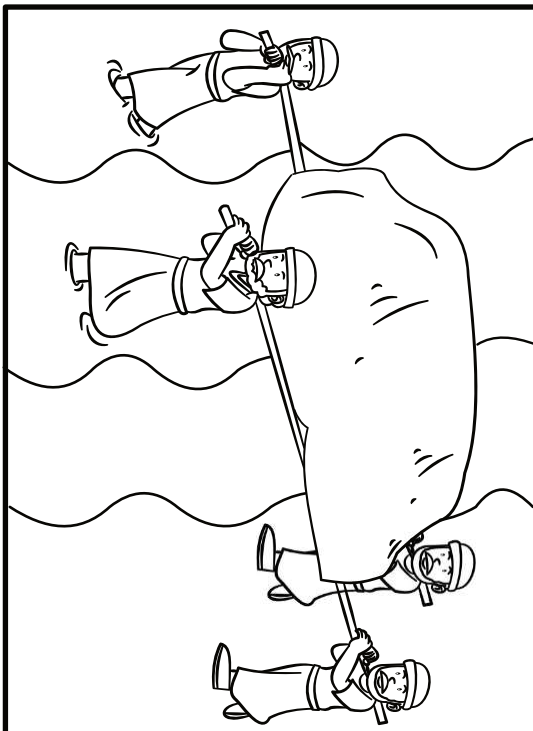


Cut out the pieces.




Create a slit along the marked lines and insert sliding strip.





Stone Memorial Craft



What you need:

Template page with stone shapes and Bible verse

Colouring equipment


Scissors

Glue

Sheet of paper

Pen or pencil


What to do:




Colour and cut the stones and Bible verse.



write something that you are thankful for or a blessing from God on each stone.





Glue the Bible verse and stones onto paper to create a memorial.





I will remember the works of Adonai; yes, I will
remember Your wonders of old.

Psalm 77:11









Worship Time

Recommended worship songs. Not produced by Trueway Kids.
YouTube Videos to be used for personal use only.

Crossing the Jordan - Bible story for kids

<https://youtu.be/-W8fQS1zF34>

Ephesians 2:8-9 Memory Song for Kids

<https://youtu.be/GrF7Y0hwD1g>

For God So Loved the World.

https://youtu.be/OTMQ6_ekpHc



Prayer



Thank You for showing us Your power and faithfulness through the story of the Israelites crossing the Jordan River.

Help us to trust You and remember Your great works in our lives.

In Yeshua's name, Amen.

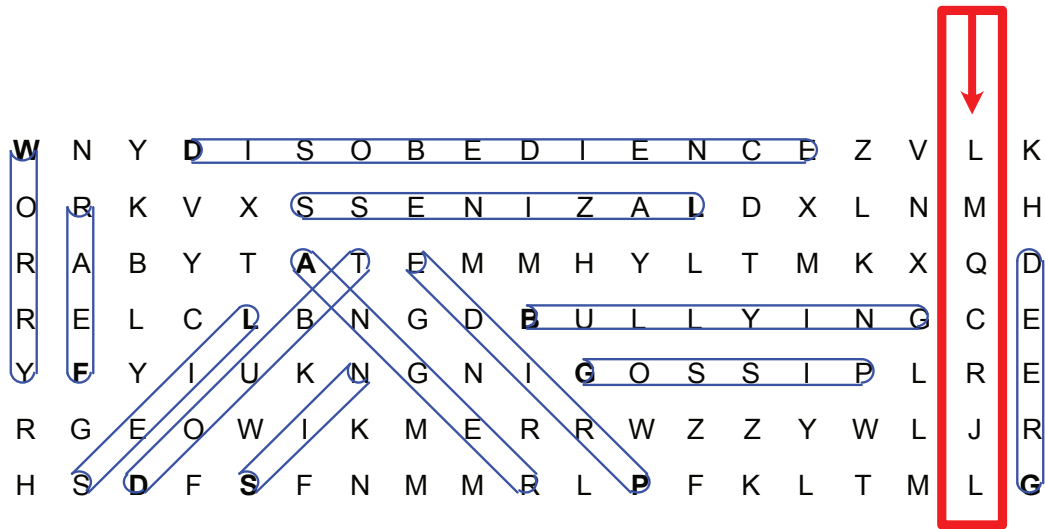
For more free lessons visit

TRUEWAY KIDS.COM

If you haven't already done so, sign up to receive future lesson by email.
truewaykids.com/subscribe/



Answers



True or False

1. T
2. F
3. F
4. T
5. T
6. T
7. F
8. F
9. F
10. T

Rivers - Answer Key

- Nile River - Egypt
- Amazon River - Brazil
- Mississippi River - United States
- Yangtze River - China
- Ganges River - India

Quiz

- 1 - Nile River
- 2 - Amazon River
- 3 - Ganges River
- 4 - Nile River
- 5 - Jordan River

